

Post-Flood Survey Checklist

Identify standing water & eliminate mosquito breeding sites after flooding

Checklist completion

0%

 Walk the full perimeter of the property — front, back, side yards, fence lines


 Photograph problem areas

 Check under decks, porches, and crawl spaces for trapped water

 High priority — hidden pools

 Inspect all gutters, downspout extensions, and splash blocks

 Clear clogs & standing water

 Look for flood debris (leaves, branches, tarps) that may pool water


Remove debris immediately

 Check low spots in lawns, garden beds, and driveways

Level or drain standing water

Inspect every container — pots, buckets, kiddie pools, tarps, tires

Empty, store upside down, or discard

 Document locations — photograph and note areas you cannot drain immediately

 Required for follow-up & reporting

Document locations — photos & notes

Record areas you cannot drain immediately:


- Standing water under deck — photo IMG_4521
- Tires collecting water behind garage
- Clogged gutter downspout extension


 Take geotagged photos

 Note exact location & date

Mark all complete

 Reset all

 Clear notes

 **Post-flood mosquito prevention:** Standing water left for more than 4-7 days becomes a mosquito breeding site. Culex and Aedes mosquitoes can transmit West Nile virus, Zika, and dengue. Complete this survey within 48 hours of floodwater recession. Drain, dump, dry, and document.